

# Papercraft Chi

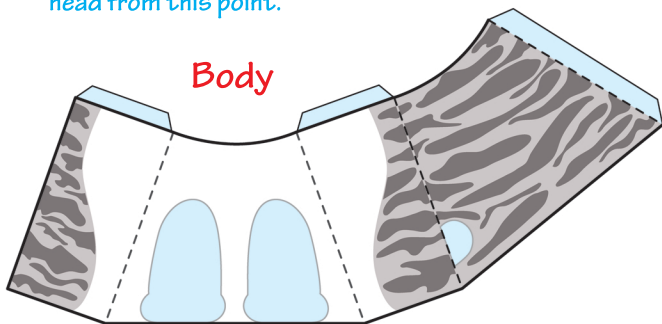
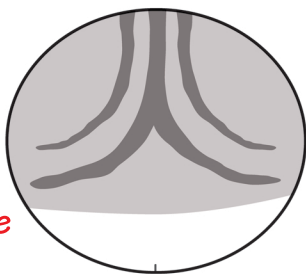


Ears



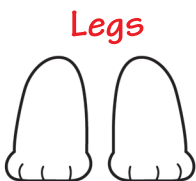
Face

Start attaching the head from this point.



Body

Front ← Head → Back



Legs



Tail

Match the sides of the head to the mark on the bottom of the face, wrap it around the face, and attach it.

